NIPPON PAINT

INDYART™ CERA®

創 意 花 紋 漆

1 Page

INDYART CERA
創意花紋漆

時而對您大笑、時而對您板起面孔、時而對您微笑……
INDY ART CERA
為您的家居塑造各種豐富表情。

媽媽的微笑、板著臉的姐姐、冷酷無情的哥哥、懊惱的爸爸、一本正經的蠟纂B開懷大笑的爺爺……
我們的生活充滿表情，就像溫暖的家。

要表現家中的表情，單靠色彩未必足夠。我們的新產品INDY ART CERA，就是為了表達家居環境中人們豐富表情的一種創意型塗料。它不僅僅可以發揮“塗料”的“塗色”功能，還可以透過創造各式紋理來“創造表情”。INDY ART CERA 與人們一樣，有著各式的豐富表情。

Just guess who can some times give a laugh, some times pull a long face and some times give a smile.... It is the INDY ART CERA that can render the desirous expressions.

Still remember mom's smile, sister's long face, brother's cold face, dad's unpleasure, grandma's all seriousness and grandpa's laugh?

Just like a family, our life is laced with various expressions. Colour alone cannot render the exact expressions of your home. The INDY ART CERA is just launched to meet your needto express the rich expressions in home environment. In addition to the colour painting function, such coating product can create the expressions with their unique textures. INDY ART CERA shares the expressions with the inhabitants.



ROUGH

粗條紋

使用小鏟子在牆面上創造各種花紋。
透過 2 至 3 種顏色的混合，可以創造更多變化。
By using a dressing trowel, you can create various expressions.
What's more, through blending of two to three colours, it can create more incredible changes.

LINE

線紋

透過梳型刷(梳子形狀的工具)，在牆面上創造有規律性的花紋。
With aid of a comb trowel, it will give rhythmic expressions on the walls.

FLAT

平紋

打造沒有強烈凹凸感的平紋效果，營造高雅質感，從細小的紋理中突顯您的個人品味。
It will give you a superior surface without any visible rises and falls. The fine texture forms a high taste expression.

CLOD

浮雕

可使用噴塗或滾刷方式，在牆面上締造自然的凹凸感，創造穩實的感覺。
It may be painted on the walls by spraying or special rolling paint to create a heavy expression with random rises and falls.

INDYART CERA
創意花紋漆

ROUGH
粗條紋

從完美的牆面，感受工匠巧手藝術，這就是"ROUGH(粗條紋)"牆面的特徵。它主要是使用鏟刀和毛刷等工具，在牆面上留下人工活動痕跡。透過 2至 3色的塗料組合，不僅可以塑造出漂亮的條紋，還可以創造出賞心悅目的色彩。

With the ROUGH paint, you can feel from the perfect wall expression the warmth created by the handyman.The handyman may create the texture on the walls manually with aid of trowel, brush and other necessary tools. Through combination of 2 to 3 colours of paints, it will not only deliver the nice texture but also the pleasant colour.

R1

R2



R3

#328

R4

#328

R5

#328

R7

#328

R8

#328

R9

#328

R12

#328

R13

#379

R14

#328 #223

註：以上乃是建議施工工具，真正資料需視乎實際施工情況而定。 Note: The above are suggested tools. The actual may slightly depending on the application conditions.

INDY ART CERA
創 意 花 紋 漆

LINE
線紋

用 INDY ART CERA勾劃的線條可以充分演繹您的個性。利用梳型鏟刀和刷，您可隨意調校線紋的粗幼長短。它還可以用於其他紋理上，是一種讓您大膽發揮想像力的條紋。

With INDY ART CERA, you can make sharp lines on the walls to show your personality. Moreover, it may be used to add a sharp impression on texture formed by other tools. It represents intelligence, creativeness and imagination.

L1

LINE

線紋

L2

L3

#150

L4

#163

L6

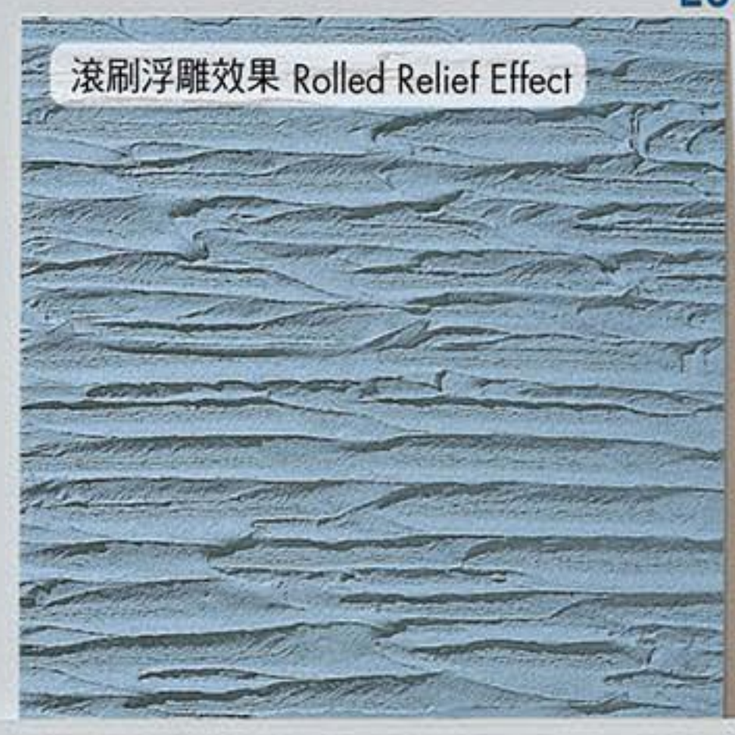

#133 + #403

L7

#101 + #403 #217

L8

#328 #133 + #403 #216

L9

#328

L11

#379

註：以上乃是建議施工工具，真正資料需視乎實際施工情況而定。 Note: The above are suggested tools. The actual may slightly depending on the application conditions.

INDYART CERA
創 意 花 紋 漆

FLAT
平紋

在平坦的表面，綻放多變的紋理效果，就是"FLAT（平紋）"牆壁的特色，透過刷子等工具，為平坦加添細緻的感覺。

Without visible rises and falls on the surface, "FLAT" brings you 100% of the texture effect.

CLOD
浮雕

透過噴塗和滾刷來創造各種大小、形狀不一的凹凸感。這種傳統的紋理給人穩重的感覺。

By spraying or rolling paint, it can create rises and falls of various sizes and shapes. The tasteful texture leaves a traditional and heavy impression.

C4

F1

F2

F3

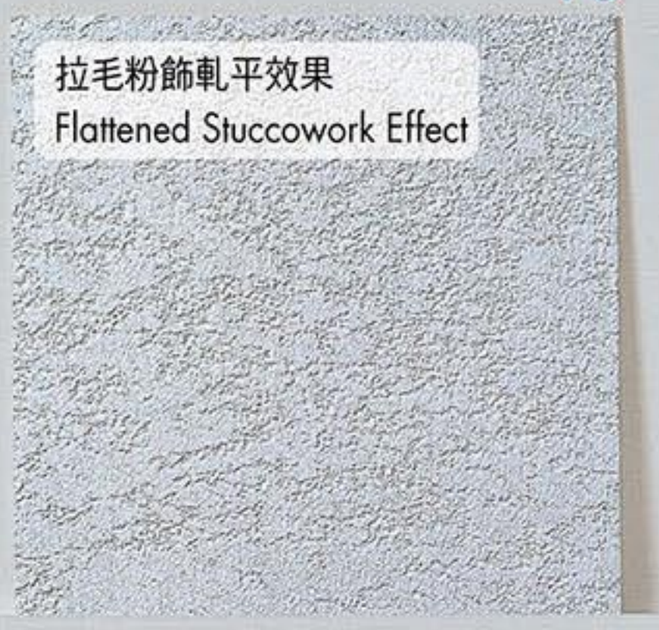

#328

F5

#328

F6

#328

F7

#328

C1

C2

#155

C3

#328 #102 + #403 #155

C5

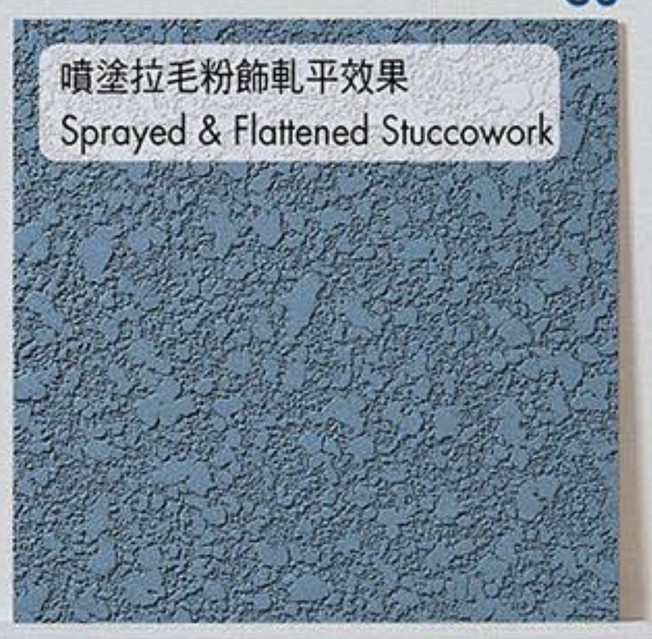

#155

C6

#101 + #403

C7

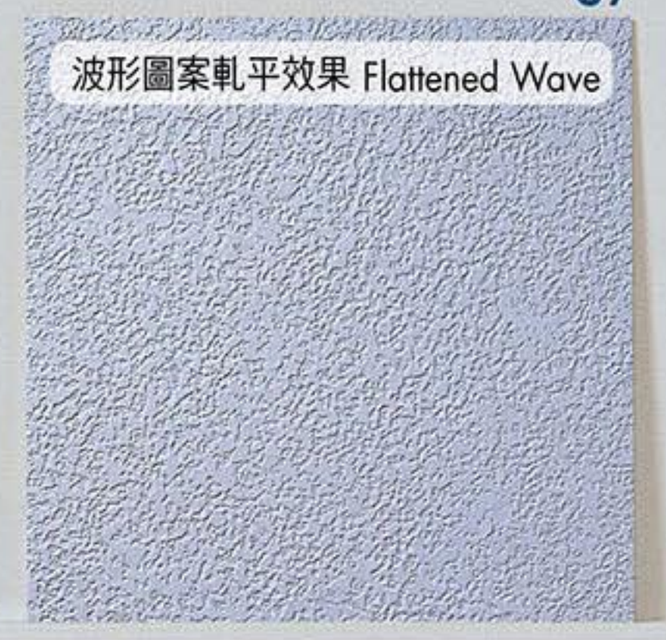

#101 + #403 #155

註：以上乃是建議施工工具，真正資料需視乎實際施工情況而定。 Note: The above are suggested tools. The actual may slightly depending on the application conditions.

特性 Features

1. 創意性 **Imaginative**	讓您充分發揮豐富的想像力。 It can give full play to your great imagination.
2. 持久性 **Durable**	採用水性反應硬化樹脂，具有優異的耐久性能。 It is strongly durable because it is made of water reaction rigid resin.
3. 微彈性 **Slightly Elastic**	追蹤細微裂痕，防止雨水滲入。 It can trace subtle cracks and prevent rain from permeating.
4. 防青苔、防霉 **Moss and Mould Resistant**	採用最先進的生物工程技術，防止藻類、霉菌滋生。 It adopts the most advanced bio-engineering technology to prevent breeding of algal and mould.
5. 透氣性 **Air Permeable**	具有優異的水蒸氣透氣性，防止結露對建築物的損傷。 It has good air permeability to prevent damage to building caused by condensation.

防火材料認證（認證編號NM-8572.QM9812.RM-9361） Fire proofing material certification (Certification No. NM-8572.QM9812.RM-9361)

性能測試 Performance Test

根據JIS A 6909 建築用裝飾塗料-外部厚塗料E On the basis of JIS A 6909 Paint for Building Decoration-Thick Exterior Paint E

測試項目 Test		結果 Result	規格 Specifications
低溫穩定性 Stability at low temperature		合格 Accepted	無結塊，物質無分離或凝聚現象。 No block, separation and condensation.
乾燥後的抗裂性 Crack resistance after being dried		合格 Accepted	無微小裂紋。 No subtle crack.
附著強度 Adhesive Strength	標準狀態 Normal State	1.2（12.5）	0.5N/mm²以上（5.1kgf/cm²以上） Above 0.5N/mm² (above 5.1kgf/cm²)
	浸水後 Submerged	1.0（10.5）	0.3N/mm²以上（3.1kgf/cm²以上） Above 0.3N/mm² (above 3.1kgf/cm²)
經受反覆冷暖處理的耐受性 Durability against repeated cold/heat treatment		合格 Accepted	試驗體的表面沒有脫落、微裂痕以及浮起，並且沒有顯著的變色以及光澤減退的現象。 The surface of tested object does not come off, crack, float, change colour or lose luster.
抗衝擊性 Shock Resistance		合格 Accepted	沒有微紋以及顯著變形和脫落。 No subtle crack, significant deformation or coming off.
透水性A法 Water permeability method A		0.5	1.0cm以下 Less than 1.0cm
耐候性A法 Weather resistance method A		合格 Accepted	無細微裂痕以及脫落，變色為尺規3號以上。 No subtle crack or coming off. Colour change is above scale 3.
抗凍性 Freezing Resistance		合格 Accepted	無細微裂痕以及脫落。 No subtle crack or coming off.

標準施工規格（詳細內容請參考施工說明書）Standard Construction Requirements (Refer to construction instructions for details)

■ 通用規格（塗底漆） Universal Specifications

工序 Procedure		塗料 Coating	塗飾次數 Times of Daubing	標準用量(kg/m²/次) Standard Dosage (kg/m²/coat)	稀釋劑 Dilution	稀釋率(%) Dilution Rate (%)	重塗間隔時間(20℃) Overcoating Time (20℃)	塗飾方法 Method of Daubing
基體調整 Scratch Coat Adjustment		根據基體調整規格 Specifications adjusted according to scratch coat						
I	底漆 Priming	超級封牆底漆 III Nippon Ultra Sealer III	1	0.13 - 0.15	自來水 Tap Water	10 - 30	3小時以上 Above 3 hours	滾筒、噴槍 Roller, Spray gun

■ 圖樣塗飾的例子 Examples of Pattern Daubing

① 聚樂風格（京壁風格） Osakawin Style (Fujikawa Style)

工序 Procedure		塗料 Coating	調和份量(重量比) Harmonic Ratio (weight)	塗飾次數 Times of Daubing	標準用量(kg/m²/次) Standard Dosage (kg/m²/coat)	稀釋劑 Dilution	稀釋率(%) Dilution Rate (%)	塗飾方法 Method of Daubing
II	圖樣塗飾 Pattern Daubing	創意花紋漆 Nippe Indy Art Cera	100	1	1.0 - 1.2	自來水 Tap Water	15 - 20	聚樂槍 Osakawin gun
		寒水石1厘 / 石英砂(粗/幼) Aggregate#1 / Quartz Sand(thick/thin)	50					

② 滾筒浮雕 Rolling Cameo

工序 Procedure		塗料 Coating	調和份量(重量比) Harmonic Ratio (weight)	塗飾次數 Times of Daubing	標準用量(kg/m²/次) Standard Dosage (kg/m²/coat)	稀釋劑 Dilution	稀釋率(%) Dilution Rate (%)	塗飾方法 Method of Daubing
II	圖樣塗飾 Pattern Daubing	創意花紋漆 Nippe Indy Art Cera	—	1	2.0 - 3.0	自來水 Tap Water	0 - 1	毛滾筒+浮雕滾筒 Rough Roller + Cameo Roller

③ 波紋 Ripple

工序 Procedure		塗料 Coating	調和份量(重量比) Harmonic Ratio (weight)	塗飾次數 Times of Daubing	標準用量(kg/m²/次) Standard Dosage (kg/m²/coat)	稀釋劑 Dilution	稀釋率(%) Dilution Rate (%)	塗飾方法 Method of Daubing
II	圖樣塗飾 Pattern Daubing	創意花紋漆 Nippe Indy Art Cera	—	1	1.5 - 2.0	自來水 Tap Water	0 - 3	角刀 Angle Knife

註） 本說明書中記載的是一般施工規格，實際效果會因應基體種類、狀況、用途等有所變更。具體情況請諮詢立邦配色中心，或參考不同的施工說明書。
Note) Contained herein is general construction requirements, which may be changed with type, status and usage of scratch coat. Contact the Nippon Paint Color Creations Centres or refer to other construction instructions for details.

註） 不同供應商提供的寒水石的加工效果會有所不同，請事先透過塗飾試驗做確認。
Note) Aggregates from different suppliers produce different effect. Please perform daubing test for confirmation first.

註） 以上資料為標準資料，實際效果會因應塗飾物件的形狀、種類、質地的狀態、氣象條件、施工環境等有所不同，請重新測試確認。
Note) The above data are all standard, which may vary with shape, type and texture of daubed object, weather and construction conditions. Please have a retest for confirmation.

適用基體 Applicable Substrate

混凝土、水泥、ALC、陶瓷壁板、各種舊塗層（活膜）等。
Concrete, cement, ALC, ceramic wallboard and various old coats (film), etc.

包裝形式 Packing Status

超級封牆底漆 III Nippon Ultra Sealer III	18L
創意花紋漆 Nippe Indy Art Cera	4KG, 16KG

各種圖樣、混合料種類及施工用具 Patterns, Mixtures and Construction Tools

圖樣 Pattern		註一)混合料種類(混合料量) Note 1) Mixture(Volume)	施工用具 Construction Tool
粗條紋 ROUGH	粗條紋 Rough	寒水石2厘(8KG) / 石英砂(粗/幼) Aggregate#2 / Quartz sand (Thick/thin)	灰池或#328批灰鏟 Trowel or #328 Dressing Trowel
	波紋 Wave	–	灰池或#328批灰鏟 Trowel or #328 Dressing Trowel
	粗網格 Rough Grid	–	灰池或#328批灰鏟 Trowel or #328 Dressing Trowel
	粗紋(混色) Rough(Colour Mix)	寒水石2厘(8KG) / 石英砂(粗/幼) Aggregate#2 / Quartz sand (Thick/thin)	灰池或#328批灰鏟 Trowel or #328 Dressing Trowel
	波紋(混色) Wave (Colour Mix)	–	灰池或#328批灰鏟 Trowel or #328 Dressing Trowel
	粗網格(混色) Rough Grid(Colour Mix)	–	灰池或#328批灰鏟 Trowel or #328 Dressing Trowel
	粗紋(混色) Rough (Colour Mix)	–	灰池或 #328批灰鏟 Trowel or #328 Dressing Trowel
	波紋曲線 Wave Curve	–	#379 鋸齒刮刀 #379 Comb Trowel
	水泥圖案 Cement Texture	–	灰池或 #328批灰鏟 + #223 2寸多功能油掃 Trowel or #328 Dressing trowel + #223 2" Multi-functional brush
線紋 LINE	梳紋滾刷軋平效果 Rolled & Flattened Combs	寒水石3厘(16KG) /石英砂(粗/幼) Aggregate#3 / Quartz sand (Thick/thin)	噴塗槍 + #150鋁質坑輥 Spray gun + #150 Comb relief roller
	毛刷線條 Rolled Lines	–	#163 7寸短毛油輥套裝 #163 7"Polyester roller set
	滾刷浮雕效果 Rolled Relief Effect	–	#133, #403細條紋油輥(芯,柄) #133, #403 9" Relief roller small refill, frame
	刷子線條 Brushed Lines	寒水石2厘(3KG) /石英砂(粗/幼) Aggregate#2 / Quartz sand (Thick/thin)	#101, #403 7吋標準花輥(芯,柄) + #217 2吋拖掃 #101, #403 Sakotsu regular, roller frame 7KG + #217 2" Dragging brush
	海棉線條 Sponge Lines	寒水石1厘(5KG) /石英砂(粗/幼) Aggregate#1 / Quartz sand (Thick/thin)	灰池或#328批灰鏟 + #133, #403 細條紋油輥(芯,柄) + #216雞牌掃 Trowel or #328 Dressing trowel + #133, #403 9" Relief roller small refill, frame + #216 Drumstick brush
	片狀條紋 Flake	寒水石1厘(5KG) /石英砂(粗/幼) Aggregate#1 / Quartz sand (Thick/thin)	#328批灰鏟 #328 Dressing trowel
	大梳狀紋 Big Combs	寒水石3厘(16KG) /石英砂(粗/幼) Aggregate#3 / Quartz sand (Thick/thin)	#379 鋸齒刮刀 #379 Comb Trowel

圖樣 Pattern		註二)混合料種類(混合料量) Note 2) Mixture (Volume)	施工用具 Construction Tool
平紋 FLAT	JURAKU(京壁)風格 Juraku Style	寒水石1厘(8KG) /石英砂(粗/幼) Aggregate#1 / Quartz sand (Thick/thin)	聚樂槍 Osakawin gun
	砂壁紋 Sand-Textured Wall	石英砂(粗/幼) Quartz sand (Thick/thin)	砂槍 Sand gun
	拉毛粉飾軋平效果 Flattened Stuccowork Effect	寒水石3厘(8KG)、石英砂(粗/幼) Aggregate#3, Quartz sand (Thick/thin)	石灰槍+灰池或#328批灰鏟 Lime gun + Trowel or #328 Dressing Trowel
	平紋 Flat	寒水石1厘(5KG) /石英砂(粗/幼) Aggregate#1 / Quartz sand (Thick/thin)	灰池或#328批灰鏟 Trowel or #328 Dressing Trowel
	粗平紋 Rough Flat	寒水石3厘(8KG) /石英砂(粗/幼) Aggregate#3 / Quartz sand (Thick/thin)	灰池或#328批灰鏟 Trowel or #328 Dressing Trowel
	沙暴紋 Sandstorm	寒水石2厘(8KG)、石英砂(粗/幼) Aggregate#2, Quartz sand (Thick/thin)	灰池或#328批灰鏟 Trowel or #328 Dressing Trowel
浮雕 CLOD	噴塗花磚 Flake	–	噴槍 Spray gun
	噴塗花磚軋平效果 Sprayed & Flattened Tiles	–	噴槍 + #155壓花油輥 Spray gun + #155 Head-cut roller set
	圖案滾刷軋平效果 Rolled & Flattened Texture	–	灰池或#328批灰鏟 + #102,#403 雲狀壓花油輥(芯,柄) + #155壓花油輥 Trowel or #328 Dressing Trowel + #102, #403 Cloud pattern roller (PN-1), frame + #155 Head-cut roller Set
	噴塗拉毛粉飾 Stuccowork	寒水石3厘(8KG)、石英砂(粗/幼) Aggregate#3, Quartz sand (Thick/thin)	噴槍 Spray gun
	噴塗拉毛粉飾軋平效果 Sprayed & Flattened Stuccowork	–	噴槍 + #155壓花油輥 Spray gun + #155 Head-cut roller set
	波形圖案 Wave	–	#101, #403 7吋標準花輥(芯,柄) #101, #403 Sakotsu regular, roller frame 7KG
	波形圖案軋平效果 Flattened Wave	寒水石1厘(3KG) /石英砂(粗/幼) Aggregate#1 / Quartz sand (Thick/thin)	#101, #403 7吋標準花輥(芯,柄) + #155壓花油輥 #101, #403 Sakotsu regular, roller frame 7KG + #155 Head-cut roller set

註一） 混合料的用量是相對於裝飾塗料CERA（16KG）的用量。以上乃是建議混合料用量及施工工具，真正資料需視乎實際施工情況及環境而定。
Note 1) The dosage of mixture is related to decorative paint CERA (16KG). The above are suggested dosage of mixture and tools. The actual data may vary slightly depending on the application conditions, methods, and surface conditions.

註二） 對於不加混合料的圖樣，為了改變光澤以及質感或許需要加入1厘（3KG）寒水石。
Note 2) Sometimes 3kg aggregate is added to improve luster and quality in case of no mixture in the pattern.

◎ 施工注意事項 Points for Construction

- 除去表面的髒污、灰塵等，並於接頭部位、關節等用樹脂灰漿填平。
  Remove dirt and dust from the surface and smooth the connection and joint with resin mortar.
- 請充分風乾材料。（含水率10%以下，pH9以下）
  Dry the material thoroughly (containing less than 10% water and below pH9)
- ALC面、多孔基體、混凝土表面等居室材料如有孔隙時，請使用樹脂灰漿類基體材料進行處理。
  Please use the undercoating like resin mortar to fill in the gap on ALC surface, perforated bottom, concrete surface and other exterior decorating materials.
- 成型水泥板、GRC板等，請使用NIPPON PAINT滲透性底漆。
  Please apply NIPPON PAINT osmotic undercoat to cement board and GRC board.
- 新的內外牆壁，必須塗刷底漆。
  Both interior and exterior walls of new dimension must be painted with undercoat.
- 室外部分請使用底漆。
  For the exterior part, undercoat should be used.
- 請嚴格按照規定的重複塗刷風乾時間來間隔工序。
  Each layer of paint must be dried for a specified period of time to go on to the next process.
- 避免使用於氧化鋼板。
  Avoid the oxidized steel plate.
- 請將塗料攪拌均勻。塗料太稀會造成遮蓋力不足、塗飾效果差等問題。
  Mix the paint evenly. Too lean mixture will lead to inadequate coverage, poor painting effect and etc.
- 正式施工之前，請先進行圖樣的試塗。
  Try the paint on the specified pattern and set the conditions before construction.
- 對於髒污、損耗進行修補塗飾時，須使同一批號的塗料，及同一種塗飾方法。
  For mending the areas damaged by dirt or scratches, the paint of same batch must be used in the same way.
- 用滾筒、泥刀等進行圖樣塗飾時，在圖樣內進行連續施工容易產生色差，應盡早完成。另外，請盡量避免大面積牆壁的施工，最大應設定在2M×2M以內。
  When painting the pattern with roller and trowel, it should be completed as early as possible as continuous construction within the pattern is likely to cause colour difference. In addition, construction should be limited within the maximum range of 2M×2M, without extending to a larger area of wall.

◎ 施工注意事項 Precautions for Construction

- 當塗飾場所的氣溫低於5℃以下，濕度在85%以上，會因空氣不流通而形成結露時，應避免施工。
  Avoid painting when humidity is above 85% or temperature is below 5°C. Construction should be stopped if condensation may occur as a result of inadequate air exchange.
- 如可能下雨、下雪或有強風時，應避免施工。
  Construction should be stopped when it seems to rain, snow or storm.
- 塗飾施工時，應保持空氣流通。
  Good ventilation is necessary during the process of painting.
- 在密封填充材料上直接施工時，根據材料的種類和生產時間，塗層可能脫落。另外，由於和密封填充材料的接觸，塗層表面可能附著材料的成分（矽樹脂等），造成表面污染。
  For direct construction on the sealing stuff, the coat may fall off depending on the type and production time of material. Due to contact with the sealing stuff, the surface of coat may be contaminated with component of material (such as silicon resin).
- 噴塗施工時，應採取防護措施以防止塗料四散。
  Measures should be taken to prevent diffusion of paint during the process of spraying.
- 門檽、屋頂等長時間積水的地方，塗層可能發白、脹起等。
  The coat is prone to fading and expanding at such places as rafter and roof where are wet for long time.
- 盡量避免在容易結露的地方使用。
  Try not to use the paint at any place prone to condensation.
- 在塗飾後24小時內，如遇下雨、結露等情況，可能出現發白、色斑的現象。
  The coat is likely to turn whitish and stained if it rains or dews within 24 hours after painting.
- 在低溫、高濕度、通風不暢的情況下，可能出現發白、色斑的現象。
  The coat is likely to turn whitish and stained under the condition of low temperature, high humidity and poor ventilation.
- 下雨或結露時可能發生色散現象，但風乾後即可復原。
  Dispersion may vary with hue at the time of raining or dewfall. But dispersion will disappear after the painting is dried.
- 強力搽拭塗層會導致脫落。
  The coat will fall off if you wipe it strongly.
- 樣本、色調和圖案會因應基體的狀態和形狀、面積、塗飾方法的不同而有所差異。
  The sample, hue and pattern may be different depending on the state, form, area and method of painting scratch coat.
- 易吸熱的材質（輕量灰漿、ALC、陶瓷壁板等）以及具有較強隔熱構造的情況下，舊塗層為彈性裝飾水泥以及彈性裝飾石灰等彈性塗料時，會因為水質及溫度等環境條件不同，塗層有可能浮起。繼續施工可能導致浮起擴大，因此應切實處理好基體。
  For absorptive material (such as light mortar, ALC and ceramic wallboard) with good thermal insulation construction, the coat may float as affected by water and temperature if the old coat is elastic material such as elastic architectural cement and elastic decorative lime. The area of floating will enlarge if construction continues. Therefore it is important to ensure scratch coat in good condition.
- 酸雨、煤煙等酸性物質（Nox、SOx）可能造成變色。預測到可能有酸性環境時，應塗刷表漆。
  The paint will likely change colour as affected by acid rain, smoke and other acidic materials (Nox, Sox). The surface should be painted if the environment is expected to be acid.
- 在圖樣內進行的連續施工容易產生色差問題，應盡早完成。
  Continuous construction within a pattern should be completed as early as possible as it is likely to cause colour difference.
- 氣溫高，有西曬或者陽光直射的部位，乾燥速度會非常快，應避免塗飾施工，或者在遮陽棚內施工。又或者增加1-2%的稀釋水測試後再行施工。
  Daubing paint at the wall of high temperature, western exposure or direct sunshine should be avoided or done under a sunshade as the paint will dry very quickly. Alternatively dilute the paint with 1-2% water for a test before construction.

◎ 勞工保護的注意事項 Precautions on Labour Protection

■ 使用以及儲存上的注意事項

1. 使用過程中，注意不要讓塗料接觸皮膚，根據需要穿戴防塵口罩、防護手套、圍裙、防護眼鏡（防紫外線防護眼鏡）。
2. 使用後應徹底洗手以及漱口。
3. 油漆用後要及時蓋緊，儲存在40℃以下的地方。
4. 請保管在小孩接觸不到的地方。
5. 不要改變塗料的用途。
6. 不要懸吊容器。必須懸吊容器時，應使用合適的吊具並防止墮落。（重心不穩時有發生墮落事故的危險。）

■ 緊急情況及應急處理

1. 塗料接觸到眼睛時應立即用大量清水沖洗，並盡快就醫。
2. 接觸到皮膚時應使用大量皂液清洗，有疼痛或者外觀變化時應盡快就醫。
3. 吸入塗料蒸汽、氣體等感到不適時，請保持平靜，必要時應盡快就醫。
4. 誤飲時應盡快就醫。
5. 油漆從容器中濺出時，應撒上沙後才處理。

■ 廢棄塗料、塗料容器、施工工具的時候，應作為工業廢棄物處理。

■ 清洗容器、施工工具的廢水，直接排放到地面或者排水溝會污染環境，應運至廢水處理場或者請工業廢棄物處理公司處理。

■ Precautions on Application and Storage

1. Be careful not to touch it with skin during use. Wear dust mask, gloves, apron and goggles (ultraviolet resistant), if necessary.
2. Wash hands and gargle thoroughly after use.
3. Cover it tightly immediately after use and store it at a place under 40°C.
4. Keep it away from children.
5. Do not use the paint for other purposes.
6. Don't sling the container. If you have to sling it, please use a proper tool to prevent it from dropping. (It has the risk of dropping in case of unstable centre of gravity.)

■ How to Deal with Emergency

1. Please rinse your eyes with plenty of water and seek medical treatment ASAP if they touch the paint.
2. Have a good wash with soap if your skin touches the paint and seek medical treatment immediately if it aches or changes visually.
3. Keep calm and seek medical treatment immediately if you feel uncomfortable after inhaling paint steam or gas.
4. Please seek medical treatment if you drink the paint by mistake.
5. If the paint spills from the container, please spread sand over it before further processing it.

■ Deal with the discharged paint, container and construction tools as industrial waste.

■ The water washing the containers and construction tools should be discharge into the waste water treatment plant or dealt with by industrial waste treatment company as direct discharge into soil or drainage channel will pollute the environment.

詳細的內容請參考產品安全資料表（MSDS）。 Please refer to material safety datasheet (MSDS) for details.

本說明書中記載的商品規格以及使用方法如有任何變更，恕不另行通知。
We reserve the right to change specifications and usage of products herein without notice.
由於印刷的關係，圖形樣本與實際顏色存在差異。關於顏色，請根據實物樣品選擇。
The pictures may be different from the actual colour due to printing. Do make choice of hue based on the real samples.

立邦油漆（香港）有限公司
Nippon Paint (H.K.) Co. Ltd.
Tel: (852) 2699 9333 Fax: (852) 2602 8844 www.nipponpaint.com.hk

掃描QR CODE
觀看施工短片

Nippon Paint Hong Kong
nipponpainthk

011123

Basic & New
NIPPON PAINT
豊かな心で 未来をひらく

ホルムアルデヒド放散等級
F☆☆☆☆

セラミック・シリコン樹脂系意匠塗材

インディアート®セラ

INDYART CERA

カラー・パターンサンプル 第5版

- 意匠性
- 耐久性
- 微弾性
- 防藻・防かび
- 透湿性
- 防火性

※フラット仕上げ（内装薄付仕上げ）のみ

施工条件（環境・施工方法）、被塗物の形状、素材、塗料ロットや色見本帳のロットの違いにより、見本板・色見本と模様や色相の差異を生じることがあります。
使用する骨材によっても差異が生じる場合がありますので、事前に試し塗りを行い、確認の上、本施工を行ってください。

INDYART CERA

Hue : 10RP

NA9012 NA9013 NA9014 NA9015

NA9016 NA9017 NA9018 NA9019

INDYART CERA

Hue : 10R

NA9112 NA9113 NA9114 NA9115

NA9116 NA9117 NA9118 NA9119

NA9120 NA9121 NA9122

INDYART CERA

Hue : 5YR

NA9201 NA9202 NA9203 NA9204

NA9205 NA9206 NA9207 NA9208

NA9209 NA9210 NA9211

環境色彩設計コンペティション
「第5回グッドペインティングカラー'02」最優秀賞作品

作　品　名：粟野町立統合中学校
所　在　地：栃木県·粟野町
建　築　主：粟野町
設 計・管 理：株式会社 荒井設計
施　　工：鉄建·粟野特定建設工事共同企業体／(株)新興
色彩計画協力：日本ペイント株式会社

INDYART CERA

Hue : 10YR

NA9212 NA9213 NA9214 NA9215

NA9216 NA9217 NA9218 NA9219

NA9220 NA9221 NA9222

INDYART CERA

Hue : 2.5Y

NA9301 NA9302 NA9303

NA9304 NA9305 NA9306 NA9307

NA9308 NA9309 NA9310 NA9311

NA9312 NA9313 NA9314

INDYART CERA

Hue : 5Y

NA9315 NA9316 NA9317

・色相については、使用する骨材および量により差が生じる場合があります。
サンプルはすべて骨材をいれておりません。
・納期や価格など詳細については、もよりの各営業所にお問い合わせください。
ご注文時は、「第5版見本帳NA-番号」とご指定ください。

・この色見本は紙に塗付していますので、実物の仕上げと色やツヤ、イメージが異なります。また仕上げ模様により同じ色相でも見方により、異なる場合があります。また、塗料や色見本のロット差による色相のずれは、あらかじめご了承ください。

INDYART CERA

Hue : 10Y

NA9318 NA9319 NA9320 NA9321

NA9322 NA9323 NA9324 NA9325

NA9330 NA9331 NA9332 NA9333

NA9335 NA9336 NA9337

INDYART CERA

Hue : 5GY

NA9407 NA9411 NA9404

INDYART CERA

Hue : 10B

NA9716 NA9720

INDYART CERA

Hue : 5PB

NA9804 NA9803

INDYART CERA

Neutral

NA9901 NA9902 NA9903 NA9904

NA9905 NA9906 NA9907